

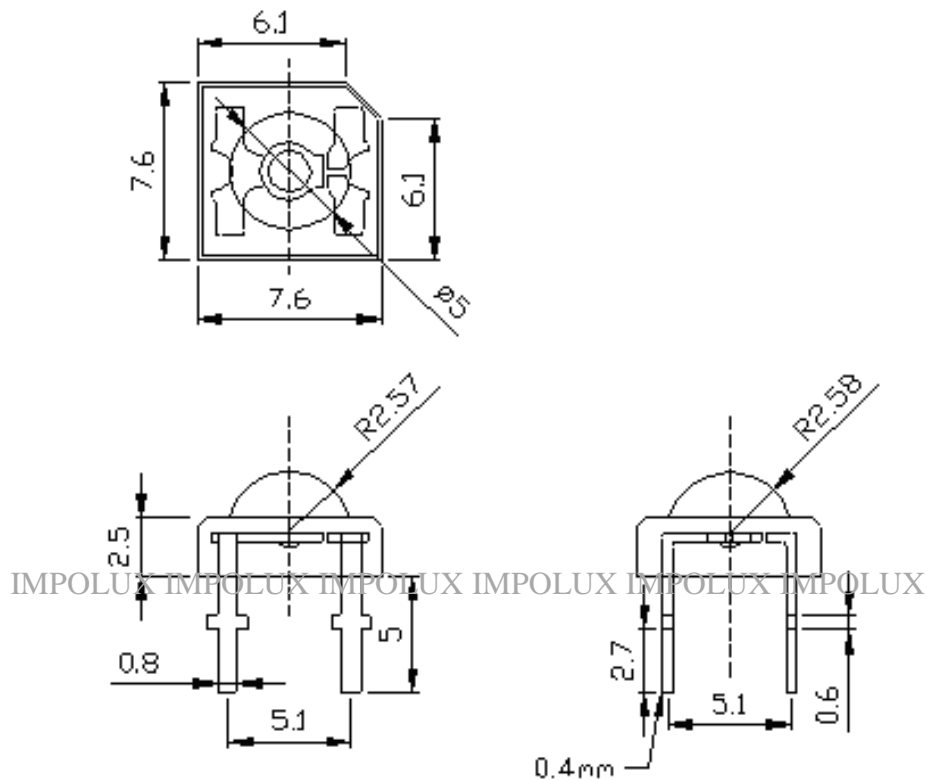


DATA SHEET

Features :

- Pb free product—RoHS compliant
- Low power consumption, High efficiency
- Wide viewing angle, High intensity
- I.C. compatible/low current requirement
- Versatile mounting on p.c. board or panel
- General purpose leads

Package Dimension:



Notes:

1. All dimensions are in millimeters .
2. Tolerance is ± 0.20 mm unless otherwise noted.
3. Protruded resin under flange is 1.0mm max
4. Lead spacing is measured where the leads emerge from the package.
5. Caution in ESD:

Static Electricity and surge damages the LED. It is recommend to use a wrist band or anti-electrostatic glove when handling the LED. All devices, equipment and machinery must be properly grounded.



Absolute Maximum Ratings at Ta=25°C

Parameter	MAX.	Unit
Power Dissipation	100	mW
Peak Forward Current (1/10 Duty Cycle, 0.1ms Pulse Width)	150	mA
Continuous Forward Current	30	mA
Dreading Linear From 50°C	0.4	mA/°C
Reverse Voltage	5	V
Operating Temperature Range	-40°C to +85°C	
Storage Temperature Range	-40°C to +105°C	
Lead Soldering Temperature [4mm(.157") From Body]	260°C for 5 Seconds	

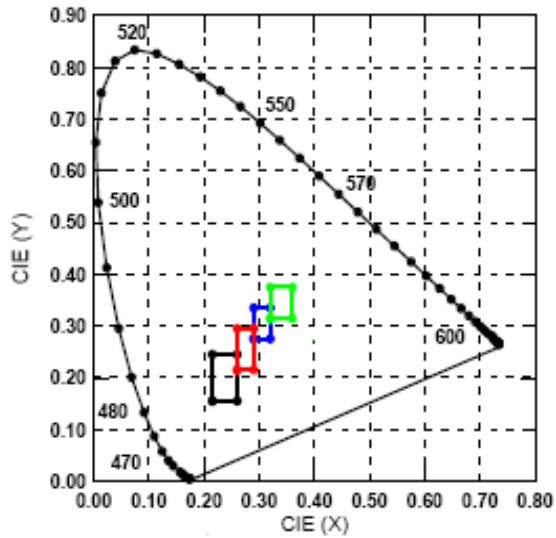
Electrical Optical Characteristics at Ta=25°C

Parameter	Symbol	Min.	Typ.	Max.	Unit	Test Condition
Luminous Intensity	Iv	2000	---	3000	mcd	If=20mA (Note 1)
Viewing Angle	2θ1/2	---	100	---	Deg	(Note 2)
$x = \frac{X}{X+Y+Z} = \frac{Red}{Red+Green+Blue}$	x	---	0.26	---	---	IF=20mA (Note 3)
$y = \frac{Y}{X+Y+Z} = \frac{Green}{Red+Green+Blue}$	y	---	0.26	---	---	IF=20mA (Note 3)
Forward Voltage	VF	3.0	---	3.4	V	IF=20mA
Reverse Current	IR	---	---	10	μA	VR=5V

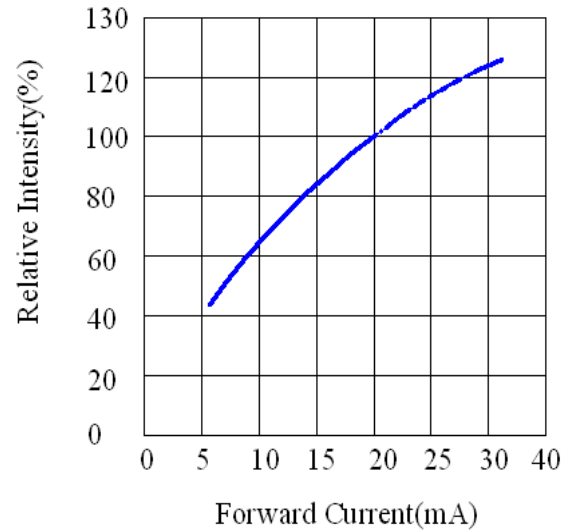
Note:

1. Luminous intensity is measured with a light sensor and filter combination that approximates the CIE eye-response curve.
2. $\theta_{1/2}$ is the off-axis angle at which the luminous intensity is half the axial luminous intensity.
3. It use many parameters that correspond to the CIE 1931 2°. X,Y, and Z are CIE 1931 2° values of Red, Green and Blue content of the measurement.

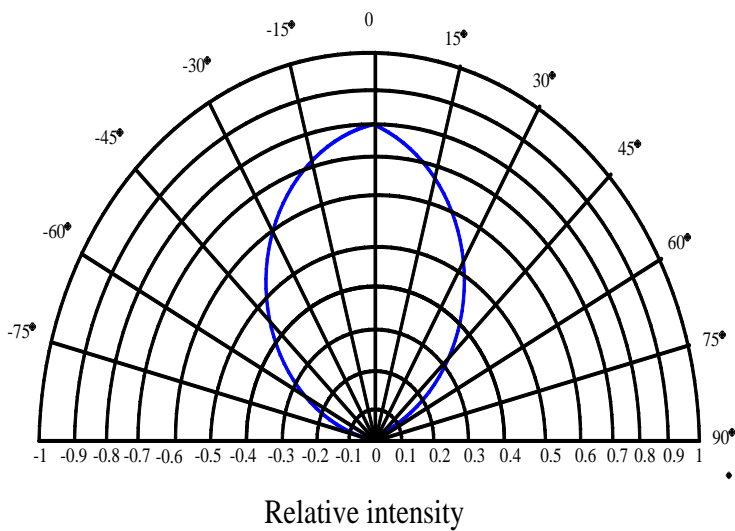
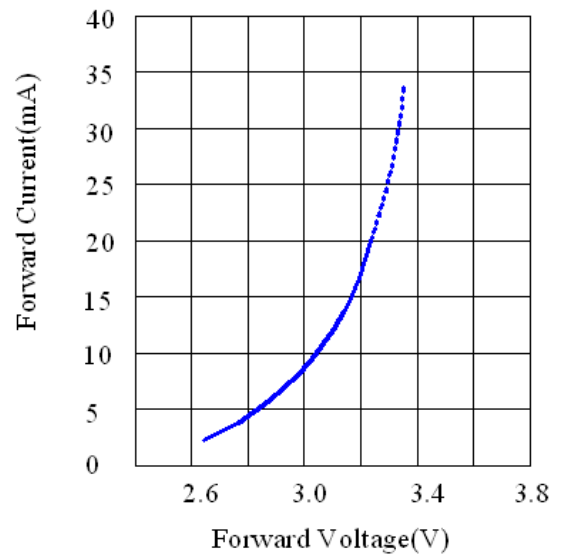
Typical Electrical / Optical Characteristics Curves
 (25°C Ambient Temperature Unless Otherwise Noted)



Relative Intensity vs. Forward Current



Forward Voltage vs. Forward Current



0V

Markierung

Intern
verbunden



Bild von der Unterseite

Intern
verbunden

Widerstand 470Ohm

+
12V